

CUBE
2018

— |

NE

DX

ED

—

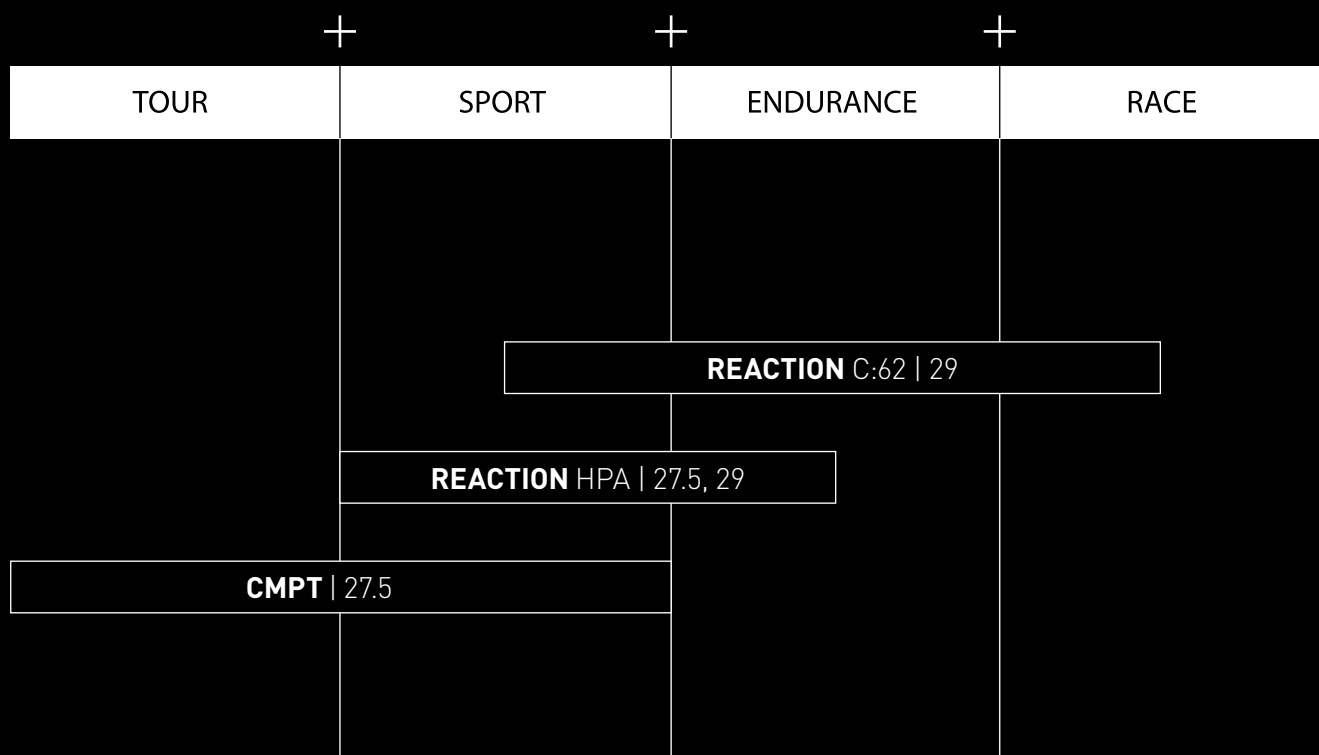
ICONS

-  www.cube.eu/Artikelnummer
-  **Frame**
-  **Fork**
-  **Shock**
-  **Rear Derailleur / Gears / Band Width**
-  **Brakes**
-  **Wheelset**
-  **Color**  **Size**
-  **Weight***

Item Description	Color	Size	Page
 MTB HARDTAIL			
REACTION C:62 PRO	carbon'n'red	29:15",17",19"	6
REACTION C:62	carbon'n'white	29:15",17",19"	6
REACTION GTC 2X	carbon'n'flashred	27.5:16",18"	6
REACTION PRO	black'n'red	27.5:15"// 29:17",19"	7
ATTENTION SL 2X	black'n'flashorange	27.5:16",18"	7
ATTENTION SL 2X	gray'n'flashyellow	27.5:16",18"	7
ATTENTION	black'n' blue	27.5:16",18"	8
ATTENTION	red'n'flashorange	27.5:16",18"	8
ANALOG "DIE MANNSHAFT " DFB EDITION	white'n'black'n'gold	27.5:14",16",18"	9
AIM SL	black'n'flashred	27.5:14",16",18"	9
AIM SL	kiwi'n'blue	27.5:14",16",18"	9
AIM PRO	black'n'green	27.5:14",16",18"	10
AIM PRO	flashy'n' gray	27.5:14",16",18"	10
 MTB FULL SUSPENSION			
STEREO 120 HPA PRO	black'n'flashorange	27.5:16",18"	13
STEREO 140 HPC RACE 27.5	blue'n'grey	27.5:16",18"	13
STEREO 160 HPA RACE 27.5	black'n'red	16"	13
 ROAD BIKE			
LITENING C:68 TECHNOLOGY : THE ULTIMATE IN LIGHT WEIGHT			
LITENING C:68 SL	team wanty	50,52,54,56	17
AGREE : THE NEW STANDARD OF AERO ENDURANCE			
AGREE C:62 SL	carbon'n'red	50,53,56	18
AGREE C:62 PRO	carbon'n'blue	50,53,56	18
ATTAIN : 100% ROAD RACE			
ATTAIN GTC SL	carbon'n'white	50,53,56	19
ATTAIN GTC PRO	carbon'n'blue	50,53,56	19
ATTAIN SL	black'n'white	50,53,56	19
TRIATHLON			
AERIUM C:68 SL	carbon'n'white	XS,S,M	21
 MTB & ROAD WOMEN'S SERIES			
ACCESS WS PRO	white'n'berry	27.5:13.5",16"	24
ACCESS WS	aqua'n'green	27.5:13.5",16"	24
AXIAL WS PRO DISC	mint'n'raspberry	47,50	24
 MTB & CROSS HYBRID : BOSCH PERFORMANCE CX TECHNOLOGY			
ACCESS HYBRID PRO 500	black'n'berry	27.5:14",16"//29.5:17",19"	26
CROSS HYBRID PRO 400	grey'n'flashgreen	Trapeze 46, 50, 54	26
 ROAD BIKE HYBRID : FAZUA TECHNOLOGY			
AGREE HYBRID C:62 SL DISC		53, 56, 59	27

MOUNTAINBIKE

HARDTAIL












HARD TAIL











18

REACTION C:62 PRO

-  www.cube.eu/116200
-  C:62 Monocoque Advanced Twin Mold Technology, ARG2, Tapered Headtube, PressFit Boost BB, Integrated Cable Routing, Boost148, Dropper Post Ready
-  RockShox Recon Silver TK Air, 100mm
-  Shimano Deore
-  Sram Stylo Eagle 6K, 32T / Sram GX Eagle, 1x12-Speed, 10-50T
-  Answer Atac AM
-  29er :15", 17", 19", 21", 23"
-  carbon'n'red
-  11,3 kg











REACTION C:62

-  www.cube.eu/116100
-  C:62 Monocoque Advanced Twin Mold Technology, ARG2, Tapered Headtube, PressFit Boost BB, Integrated Cable Routing, Boost148, Dropper Post Ready
-  RockShox Recon Silver, 100mm, Remote Lockout
-  Shimano BR-M315
-  Shimano XT / Shimano XT, 2x11-Speed, 11-42T
-  29er :15", 17", 19", 21", 23"
-  carbon'n'white
-  12,5 kg











REACTION GTC 2X

-  GTC Twin Mold Monocoque Technology, ARG2, Tapered Headtube, PressFit BB, X12 Integrated Cable Routing
-  RockShox Recon Silver TK Solo Air, PopLoc, 100mm
-  Shimano BR-M506 (180/160)
-  Race Face Aeffect SL, 36x26T / Shimano XT, 1x11-Speed, 11-42T
-  Cube Rims DP21, 32h / Shimano Deore Hubs Center Lock
-  27,5": 16", 18"
-  carbon'n'flashred
-  12,05 kg










REACTION PRO

-  www.cube.eu/112100
-  Aluminium Lite, Triple Butted, Advanced Hydroforming, Internal Cable Routing, Easy Mount Kickstand Ready, Tapered Headtube, PressFit BB
-  RockShox Recon Silver, 100mm, Remote Lockout
-  Shimano BR-M315
-  Shimano XT / Shimano XT, 2x11-Speed, 11-42T
-  27,5: 15"//29er, 17", 19", 21", 23"
-  black'n'red
-  13,3 kg










ATTENTION SL 2X

-  Aluminium Lite, AMF, Internal Cable Routing, Easy Mount Kickstand Ready, Tapered Headtube
-  RockShox Recon Silver TK solo Air, PopLoc, 100mm
-  Shimano BR-M315 (180/160)
-  Shimano Deore, 36x22t / Shimano XT Rear, Deore Front, 2x10-Speed, 11-36T
-  27,5": 16", 18"
-  grey'n'flashyellow
-  13,45 kg



ATTENTION SL 2X

-  Aluminium Lite, AMF, Internal Cable Routing, Easy Mount Kickstand Ready, Tapered Headtube
-  RockShox Recon Silver TK solo Air, PopLoc, 100mm
-  Shimano BR-M315 (180/160)
-  Shimano Deore, 36x22t / Shimano XT Rear, Deore Front, 2x10-Speed, 11-36T
-  27,5": 16", 18"
-  black'n'flashorange
-  13,45 kg





MTB HARDTAIL

ATTENTION

- Aluminium Lite, AMF, Internal Cable Routing
Easy Mount Kickstand Ready
Tapered Headtube
- RockShox XC30 TK Coil, 100mm, Remote Lockout
- Shimano BR-M315 (160/160)
- Shimano FC-MT500, 40x30x22t / Shimano XT Rear, Deore Front, 3x10-Speed, 11-36T
- 27,5": 16", 18"
- black'n'blue
- 13,45 kg











ATTENTION

- Aluminium Lite, AMF, Internal Cable Routing
Easy Mount Kickstand Ready
Tapered Headtube
- RockShox XC30 TK Coil, 100mm, Remote Lockout
- Shimano BR-M315 (160/160)
- Shimano FC-MT500, 40x30x22t / Shimano XT Rear, Deore Front, 3x10-Speed, 11-36T
- 27,5": 16", 18"
- red'n'flashorange
- 13,45 kg










ANALOG "DIE MANNSCHAFT" DFB EDITION

-  www.cube.eu/102120
-  Aluminium Lite, AMF, Internal Cable Routing, Easy Mount Kickstand Ready
-  RockShox XC 30 TK Coil, 100mm, Remote Lockout
-  Shimano BR-M315
-  Shimano FC-M3000 / Shimano XT, 3x9-Speed, 12-36T
-  27,5" : 14", 16", 18"
-  white'n'black'n'gold
-  13,7 kg










AIM SL

-  Aluminium Lite, AMF, Internal Cable Routing, Easy Mount Kickstand Ready, Tapered Headtube
-  SR Suntour XCM RL Disc, 100mm, Remote Lockout
-  Shimano BR-M315 (160/160)
-  Shimano Acera, 40x30x22t / Shimano Deore Rear, Alivio Front, 3x9-Speed, 12-36T
-  27,5" : 14", 16", 18"
-  black'n'flashred
-  14,4 kg



AIM SL

-  Aluminium Lite, AMF, Internal Cable Routing, Easy Mount Kickstand Ready, Tapered Headtube
-  SR Suntour XCM RL Disc, 100mm, Remote Lockout
-  Shimano BR-M315 (160/160)
-  Shimano Acera, 40x30x22t / Shimano Deore Rear, Alivio Front, 3x9-Speed, 12-36T
-  27,5" : 14", 16", 18"
-  kiwi'n'blue
-  14,4 kg





MTB HARDTAIL

AIM PRO

- Aluminium Lite, AMF, Internal Cable Routing
Easy Mount Kickstand Ready
Tapered Headtube
- SR Suntour XCT Disc, 100mm
- Tektro HD-M285 (160/160)
- Shimano Altus, 44x32x22t / Shimano Altus, 3x9-Speed, 11-34T
- 27,5": 14", 16", 18"
- black'n'green
- 13.95kg



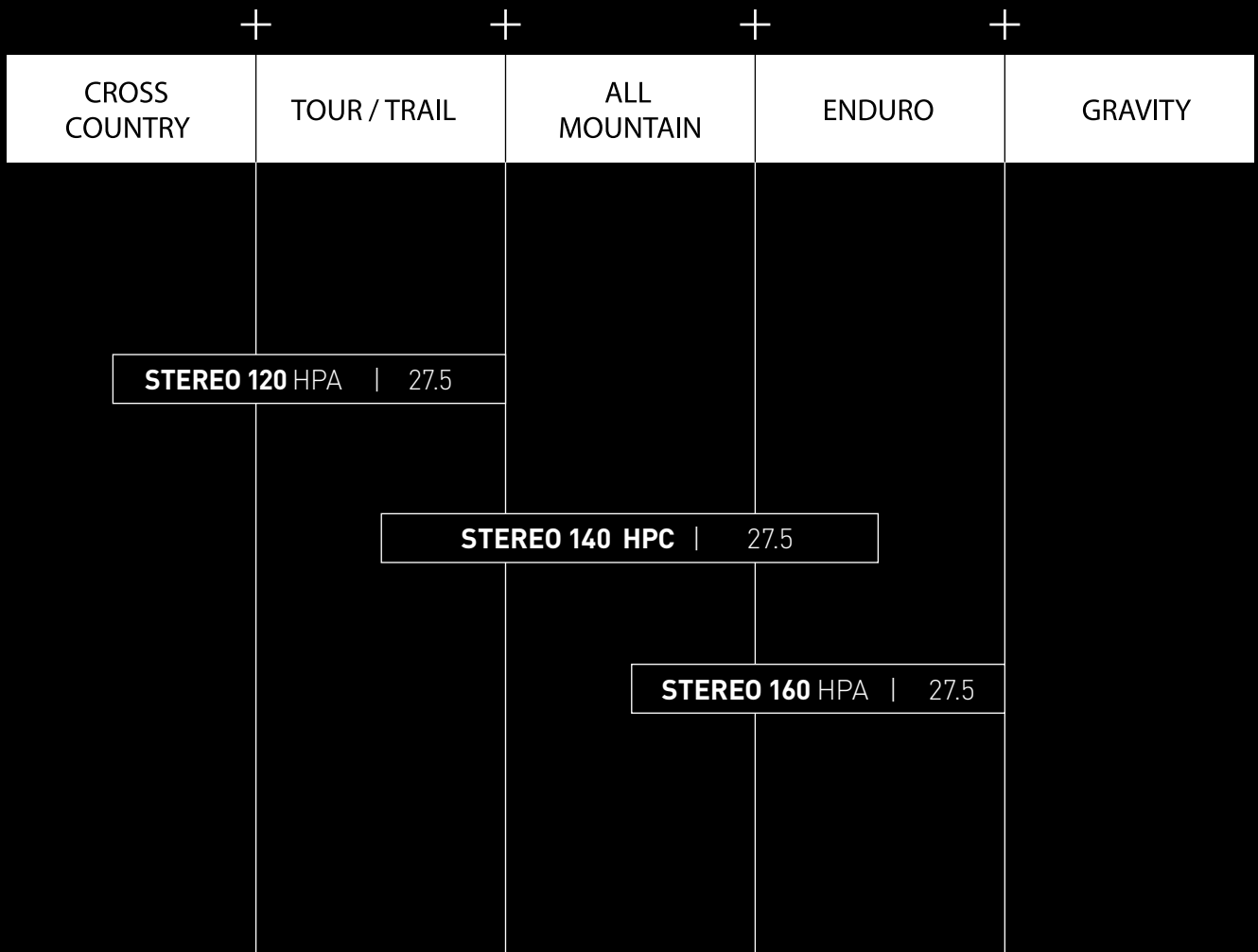
AIM PRO

- Aluminium Lite, AMF, Internal Cable Routing
Easy Mount Kickstand Ready
Tapered Headtube
- SR Suntour XCT Disc, 100mm
- Tektro HD-M285 (160/160)
- Shimano Altus, 44x32x22t / Shimano Altus, 3x9-Speed, 11-34T
- 27,5": 14", 16", 18"
- flashorange'n'grey
- 13.95kg



MOUNTAINBIKE

FULL-SUSPENSION







MTB FULL SUSPENSION

STEREO 120 HPA PRO

- HPA Ultralight, Advanced Hydroform, Triple Butted ATG, ETC 4-Link, AXH
- Rock Shox Recon Silver TK Air, PushLoc, 15mm Axle, Tapered, 120mm
- Manitou Radium Expert RL, 184x44mm, Rebound Adjust, Lockout
- Shimano BR-M315 (180/180)
- Shimano Deore, 36x22t / Shimano XT Rear, Deore Front, 2x10-Speed, 11-36T
- Answer Attac MA, 28 Spokes, 15mm/X12 Tubeless Ready
- 27.5: 16", 18"
- black'n'flashorange
- 13,85 kg



STEREO 140 HPC RACE


- www.cube.eu/154100
- HPC Advanced Twin Mold, Aluminum 6061 T6 Rear Triangle, ETC 4-Link
- Fox 34 Rhythm, 150mm
- Fox Float DPS EVOL
- Shimano Deore
- Race Face Aeffect / Shimano XT, 2x11-Speed, 11-42T
- Answer Atac EM
- 27.5: 16", 18", 20", 22"
- blue'n'grey
- 13,6 kg



STEREO 160 HPA RACE

- HPA Ultralight, Advanced Hydroform, Triple Butted ETC 4-Link, ISCG Mount, Boost 148, AXH
- Rock Shox Yari RC Solo Air, Maxle Stealth, Tapered, 160mm
- Rock Shox Monarch RT DebonAir, 200x57mm
- Sram Guide R (180/180)
- Sram NX Direct Mount, 32t / Sram GX1, 1x11-Speed, 10-42T
- Answer Attac MA, 15mm/X12 Tubeless Ready
- 27.5: 16"
- black'n'red
- 13,6 kg





ROAD

+

+

COMFORT	ENDURANCE	RACE
---------	-----------	------

LITENING C:68 | C:62

AGREE C:62

ATTAIN GTC

ATTAIN HPA










+
**C:68 TECHNOLOGY.
THE ULTIMATE IN
LIGHTWEIGHT.**





ROAD BIKE

LITENING C:68 SL

-  www.cube.eu/179300
-  CUBE C:68 Advanced Twin Mold Technology, Internal Cable Routing
-  CUBE CSL Evo C:68
-  Shimano Dura Ace
-  Shimano Dura Ace / Shimano Dura Ace, 2x11-Speed, 11-28T
-  Fulcrum Racing 44, Aero
-  50, 52, 54, 56, 58, 60, 62
-  team wanty
-  7 kg





ROAD BIKE

AGREE C:62 SL

- www.cube.eu/178300
- C:62 Advanced Twin Mold Technology Aero Frame, Direct Mount Caliper Brake, Road Aero Endurance Geometry
- CUBE CSL Evo Aero C:62
- Shimano Ultegra
- Shimano Ultegra / Shimano Ultegra Di2, 2x11-Speed, 11-28T
- Fulcrum Racing 44 Aero
- 50, 53, 56, 58, 60, 62
- carbon'n'red
- 7,4 kg



AGREE C:62 PRO

- www.cube.eu/178100
- C:62 Advanced Twin Mold Technology Aero Frame, Direct Mount Caliper Brake, Road Aero Endurance Geometry
- CUBE CSL Evo Aero C:62
- Shimano Ultegra
- Shimano Ultegra / Shimano Ultegra, 2x11-Speed, 11-32T
- Mavic Cosmic Elite
- 50, 53, 56, 58, 60, 62
- carbon'n'blue
- 7,9 kg





ROAD BIKE

ATTAIN GTC SL

- www.cube.eu/177300
- GTC Monocoque Twin Mold Technology, Road Comfort Geometry
- CUBE CSL Race, GTC
- Shimano BR-R561
- Shimano Ultegra / Shimano Ultegra, 2x11-Speed, 11-32T
- Fulcrum Racing 77
- 50, 53, 56, 58, 60, 62
- carbon'n'white
- 8,3 kg



ATTAIN GTC PRO

- www.cube.eu/177100
- GTC Monocoque Twin Mold Technology, Road Comfort Geometry
- CUBE CSL Race, GTC
- Shimano 105
- Shimano 105 / Shimano 105, 2x11-Speed. 11-32T
- Mavic Aksium RS
- 50, 53, 56, 58, 60, 62
- carbon'n'blue
- 8,3 kg




ATTAIN SL

- www.cube.eu/176400
- Aluminium 6061 T6 Superlight, Road Comfort Geometry
- CUBE CSL Race, Carbon
- Shimano 105
- Shimano FC-RS510 / Shimano 105, 2x11-Speed, 11-32T
- CUBE RA 0.8 Aero
- 50, 53, 56, 58, 60, 62
- black'n'white
- 9,4 kg



ROAD

TRIATHLON



TRIATHLON

AERIUM C:68



TRIATHLON

AERIUM C:68 SL

- www.cube.eu/186200
- Aerium C:68 Monocoque Advanced Twin Mold Technology, Twin Head Tube
- CUBE Aerium C:68
- Magura RT Aero Carbon
- Shimano Ultegra / Shimano Ultegra Di2, 2x11-Speed, 11-25T
- Fulcrum Racing 44 Aero
- XS, S, M, L
- carbon'n'white
- 9 kg
- 186210** carbon'n'white high
- 186200** carbon'n'white low



MOUNTAINBIKE & ROAD BIKE

WOMEN'S SERIES

	+		+	
LEISURE		TOUR		SPORT
MTB : ACCESS HPA 27.5				
		ROAD : AXIAL HPA		





MTB & ROAD WOMEN'S SERIES

ACCESS WS PRO

- www.cube.eu/125410
- Aluminium Lite, AMF, Internal Cable Routing, Easy Mount Kickstand Ready
- SR Suntour XCM, 100mm, Remote Lockout
- Shimano BR-M315
- Shimano FC-MT100 / Shimano Deore, 3x9-Speed, 12-36T
- 27,5:13.5", 16" // 29er: 17", 19"
- mint'n'raspberry
- 13,8 kg



ACCESS WS

- www.cube.eu/125110
- Aluminium Lite, AMF, Internal Cable Routing, Easy Mount Kickstand Ready
- SR Suntour XCT, 100mm
- Tektro MD-280
- Shimano FC-T501 / Shimano RD-TX800, 3x8-Speed, 12-32T
- 27.5: 13.5", 16" // 29: 17", 19"
- aqua'n'green
- 14,1 kg



AXIAL WS PRO DISC

- www.cube.eu/129200
- Aluminium 6061 T6 Superlight, Road Comfort Geometry, Fender Option, 12x142mm
- CUBE CSL Race Disc, Carbon
- Tektro Lyra Disc
- Shimano Sora / Shimano Sora, 2x9-Speed, 11-34T
- CUBE RA 0.8 Aero Disc
- 47, 50, 53, 56
- white'n'berry
- 10,3 kg







MTB & CROSS HYBRID : BOSCH PERFORMANCE CX TECHNOLOGY

ACCESS HYBRID PRO 500

- www.cube.eu/138101
- Aluminium Superlite, Gravity Casting, ARG, Double Butted, Disc Only, Tapered Headtube, Internal Cable Routing
- SR Suntour XCM34 Coil, 100mm, Lockout
- Shimano BR-M315
- FSA CK-745, 170mm, 15T / Shimano Deore, 10-Speed, 11-42T
- 27.5: 14", 16" // 29: 17", 19"
- black'n'berry
- Bosch Drive Unit Performance CX (75Nm) / PowerPack 500 / Purion
- 23,3 kg



500
WATT

CROSS HYBRID PRO 400

- www.cube.eu/130201
- Aluminium Superlite, Comfort, Gravity Casting Bracket, Double Butted, Disc Only
- SR Suntour NEX-E25, 63mm
- Shimano BR-M315
- FSA Metropolis, 15T / Shimano Deore, 10-Speed, 11-42T
- Trapeze: 46, 50, 54
- grey'n'flashgreen
- Bosch Drive Unit Performance CX (75Nm) / PowerPack 400 / Purion
- 21,1 kg



400
WATT





ROAD BIKE HYBRID : FAZUA TECHNOLOGY

+

AGREE HYBRID C:62


There's something to be said for not messing with a successful formula. That's why, when we set out to design a standard-setting road e-bike, we wanted above all to pay homage to road riding's long history of elegant, form-follows-function design. By enclosing the sophisticated Fazua drive unit and battery entirely within the down tube, our engineering team created a stiff and strong backbone for the Agree Hybrid C:62 but, just as importantly, one that also looks stunning.

AGREE HYBRID C:62 SL DISC

-  www.cube.eu/139050
-  C:62 Advanced Twin Mold Technology Aero Frame, Flat Mount Disc, Road Comfort Geometry, AXH, 12x142mm
-  CUBE CSL Evo Aero C:62 Disc
-  Shimano Ultegra, Disc
-  FSA CK-8685 Carbon / Shimano Ultegra, 2x11-Speed, 11-32T
-  Newmen Evolution SL R.32
-  53, 56, 59
-  white'n'black
-  Evation 1.0 Drive Pack, 60Nm, 250Watt / Evation 1.0 Battery, 250Wh / Evation 1.0 Remote, 31.8mm Road Bar Clamp
-  13,8 kg



18

 CUBE

LA BICYCLE (Thailand) Co., Ltd.
58 Moo2, Oam-Yai, Sampran,
Nakornpathom 73160, Thailand
Tel:+66 2 819 4488 Fax :+66 2 812 7050
www.labicyclegroup.com
www.cube.eu  CUBE Bike Thailand